

4005 m.

GRAN PREMIO MOTUL DE LA COMUNITAT VALENCIAN
Qualifying Practice Nr. 1
Classification



<i>Rider</i>	<i>Nation</i>	<i>Team</i>	<i>Motorcycle</i>	<i>Time</i>	<i>Lap Total</i>	<i>Gap</i>	<i>Top Speed</i>
--------------	---------------	-------------	-------------------	-------------	------------------	------------	------------------

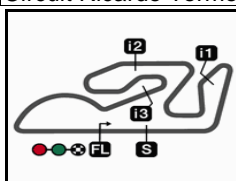
Practice condition: Dry
 Air: 16°
 Humidity: 31%
 Ground: 20°

Fastest Lap:	Lap: 11	Adrián HUERTAS	1'50.747	130.1 Km/h
Circuit Record Lap:		New track layout		
Circuit Best Lap:	2017	Fermín ALDEGUER	1'50.747	130.1 Km/h

The results are provisional until the end of the limit for protest and appeals.

Time limit for protest expires 30' after publication of the results - Mr. Time:

DORNA DATA PROCESSING TIMING SERVICE DORNA DATA PROCESSING TIMING SERVICE DORNA DATA PROCESSING TIMING SERVICE DORNA DATA PROCESSING TIMING SERVICE DORNA DATA PROCESSING TIMING SERVICE DORNA DATA PROCESSING TIMING SERVICE DORNA DATA PROCESSING TIMING SERVICE DORNA DATA PROCESSING TIMING SERVICE DORNA DATA PROCESSING TIMING SERVICE DORNA DATA PROCESSING TIMING SERVICE DORNA DATA PROCCESSS



4005 m.

GRAN PREMIO MOTUL DE LA COMUNITAT VALENCIAN

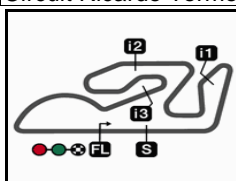
Qualifying Practice Nr. 1

Best Partial Times

IT Ideal Lap Time, sum of the best partial times

BT Best Lap Time

T1		T2		T3		T4				IT	BT	
Pos	Rider	Time	Rider	Time	Rider	Time	Rider	Time	Pos	Rider	IT	BT
1	A.HUERTAS	26.147	A.HUERTAS	28.512	A.HUERTAS	25.110	A.HUERTAS	30.828	1	A.HUERTAS	1'50.597	1'50.747 (1)
2	F.ALDEGUER	26.339	Y.RUIZ	29.019	J.RODRIGUEZ	25.321	F.ALDEGUER	31.103	2	F.ALDEGUER	1'51.793	1'52.330 (2)
3	Y.RUIZ	26.500	F.ALDEGUER	29.024	F.ALDEGUER	25.327	A.FERRANDEZ	31.489	3	J.RODRIGUEZ	1'52.695	1'52.804 (3)
4	L.VERDUGO	26.684	A.MILLAN	29.080	A.FERRANDEZ	25.418	J.RODRIGUEZ	31.544	4	Y.RUIZ	1'52.728	1'52.963 (5)
5	J.RODRIGUEZ	26.698	L.VERDUGO	29.111	Y.RUIZ	25.440	L.VERDUGO	31.562	5	L.VERDUGO	1'52.808	1'52.878 (4)
6	A.MILLAN	26.846	A.FERRANDEZ	29.118	L.VERDUGO	25.451	A.MILLAN	31.676	6	A.FERRANDEZ	1'52.886	1'53.443 (7)
7	A.FERRANDEZ	26.861	J.RODRIGUEZ	29.132	A.MILLAN	25.536	M.RUDA	31.754	7	A.MILLAN	1'53.138	1'53.358 (6)
8	M.RUDA	26.919	D.LÓPEZ	29.409	J.HERRÁEZ	25.781	Y.RUIZ	31.769	8	M.RUDA	1'54.174	1'54.388 (8)
9	I.MIRALLES	27.106	M.RUDA	29.539	C.GIMENEZ	25.791	J.HERRÁEZ	31.780	9	C.TORRECILL	1'54.634	1'55.143 (11)
10	C.TORRECILLAS	27.120	C.GIMENEZ	29.587	C.TORRECILLAS	25.883	C.TORRECILLAS	32.005	10	D.LÓPEZ	1'54.846	1'54.989 (9)
11	GUEVARA	27.256	C.TORRECILLAS	29.626	I.MIRALLES	25.946	D.LÓPEZ	32.090	11	C.GIMENEZ	1'54.974	1'55.312 (12)
12	D.LÓPEZ	27.307	A.GONZALEZ	29.628	M.RUDA	25.962	I.MIRALLES	32.155	12	I.MIRALLES	1'54.987	1'55.033 (10)
13	C.GIMENEZ	27.371	I.MIRALLES	29.780	A.GONZALEZ	25.988	A.GONZALEZ	32.213	13	A.GONZALEZ	1'55.225	1'55.322 (13)
14	A.GONZALEZ	27.396	I.GUEVARA	29.818	I.GUEVARA	26.031	C.GIMENEZ	32.225	14	J.HERRÁEZ	1'55.261	1'56.078 (14)
15	D.PARIENTE	27.403	D.PARIENTE	29.910	D.LÓPEZ	26.040	D.POVEDA	32.238	15	I.GUEVARA	1'55.819	1'56.674 (18)
16	J.PEREZ	27.483	J.PEREZ	29.923	D.POVEDA	26.085	D.PARIENTE	32.271	16	D.PARIENTE	1'55.899	1'56.335 (15)
17	D.GODINO	27.512	J.HERRÁEZ	29.992	D.PARIENTE	26.315	D.GODINO	32.338	17	D.POVEDA	1'56.056	1'56.461 (16)
18	D.POVEDA	27.655	D.POVEDA	30.078	J.PEREZ	26.378	I.GUEVARA	32.714	18	J.PEREZ	1'56.583	1'56.583 (17)
19	J.HERRÁEZ	27.708	J.ESTEBAN	30.310	J.ESTEBAN	26.420	J.ESTEBAN	32.719	19	D.GODINO	1'56.685	1'57.112 (19)
20	A.ALARCÓN	27.769	D.GODINO	30.336	A.ALARCÓN	26.449	J.PEREZ	32.799	20	J.ESTEBAN	1'57.252	1'57.452 (20)
21	J.ESTEBAN	27.803	A.ALARCÓN	30.594	D.GODINO	26.499	A.ALARCÓN	32.894	21	A.ALARCÓN	1'57.706	1'58.060 (21)
22	P.HERRERO	28.769	A.CARPE	30.830	A.PIQUERAS	27.022	P.HERRERO	34.037	22	P.HERRERO	2'00.938	2'01.025 (22)
23	A.PIQUERAS	29.158	A.PIQUERAS	30.861	P.HERRERO	27.223	A.PIQUERAS	34.712	23	A.PIQUERAS	2'01.753	2'01.979 (23)
24	A.CARPE	29.263	P.HERRERO	30.909	A.CARPE	27.335	A.CARPE	34.717	24	A.CARPE	2'02.145	2'02.561 (24)



4005 m.

GRAN PREMIO MOTUL DE LA COMUNITAT VALENCIAN

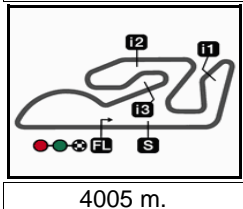
Qualifying Practice Nr. 1

Best Partial Times

IT Ideal Lap Time, sum of the best partial times

BT Best Lap Time

T1		T2		T3		T4				IT	BT	
Pos	Rider	Time	Rider	Time	Rider	Time	Rider	Time	Pos	Rider		
25	Á.CARPE	29.317	A.TAPIA	31.356	Á.CARPE	27.606	Á.CARPE	34.816	25	Á.CARPE	2'03.137	2'03.729 (25)
26	L.NÚÑEZ	29.340	Á.CARPE	31.398	A.TAPIA	27.611	A.TAPIA	34.896	26	A.TAPIA	2'03.346	2'03.773 (26)
27	A.TAPIA	29.483	M.GARCIA	31.816	A.RODRÍGUEZ	27.729	L.NÚÑEZ	35.210	27	L.NÚÑEZ	2'04.374	2'04.523 (27)
28	J.TORRES	29.861	A.RODRÍGUEZ	31.857	D.IZQUIERDO	27.759	J.TORRES	35.300	28	A.RODRÍGUEZ	2'04.849	2'04.982 (28)
29	A.RODRÍGUEZ	29.945	L.NÚÑEZ	31.862	M.GARCIA	27.904	A.RODRÍGUEZ	35.318	29	M.GARCIA	2'05.038	2'05.627 (29)
30	M.GARCIA	29.960	J.TORRES	31.869	L.NÚÑEZ	27.962	M.GARCIA	35.358	30	J.TORRES	2'05.091	2'06.030 (32)
31	D.IZQUIERDO	30.078	D.IZQUIERDO	31.875	D.OCETE	27.991	M.HERRERO	35.644	31	D.IZQUIERDO	2'05.423	2'05.707 (30)
32	D.OCETE	30.091	D.OCETE	31.898	A.MONTERO	28.058	S.CUENCA	35.684	32	D.OCETE	2'05.708	2'05.990 (31)
33	S.CUENCA	30.165	A.MONTERO	31.990	J.TORRES	28.061	D.IZQUIERDO	35.711	33	S.CUENCA	2'06.012	2'06.487 (34)
34	H.MARÍN	30.246	S.CUENCA	32.025	J.BLANCO	28.073	D.OCETE	35.728	34	J.BLANCO	2'06.230	2'06.471 (33)
35	J.BLANCO	30.257	J.BLANCO	32.162	S.CUENCA	28.138	J.BLANCO	35.738	35	A.MONTERO	2'06.553	2'06.986 (35)
36	A.MONTERO	30.335	C.VALLE	32.338	C.VALLE	28.155	C.VALLE	35.821	36	M.HERRERO	2'06.664	2'07.229 (37)
37	M.HERRERO	30.389	M.HERRERO	32.447	M.HERRERO	28.184	O.MORALES	35.899	37	C.VALLE	2'06.878	2'06.999 (36)
38	L.D AMELIO	30.557	H.MARÍN	32.475	L.D AMELIO	28.430	H.MARÍN	35.968	38	H.MARÍN	2'07.175	2'07.705 (38)
39	C.VALLE	30.564	L.D AMELIO	32.483	O.MORALES	28.431	A.MONTERO	36.170	39	O.MORALES	2'07.525	2'07.793 (39)
40	O.MORALES	30.579	O.MORALES	32.616	U.CALATAYUD	28.444	U.CALATAYUD	36.438	40	L.D AMELIO	2'08.098	2'08.225 (40)
41	D.GARCIA	30.625	P.HERRÁEZ	32.645	H.MARÍN	28.486	L.D AMELIO	36.628	41	U.CALATAYUD	2'08.837	2'08.837 (41)
42	U.CALATAYUD	30.974	U.CALATAYUD	32.981	P.HERRÁEZ	28.684	D.GARCIA	36.639	42	P.HERRÁEZ	2'09.560	2'09.817 (42)
43	P.HERRÁEZ	31.421	R.TERNERO	34.321	R.TERNERO	29.186	P.HERRÁEZ	36.810	43	R.TERNERO	2'12.750	2'13.344 (43)
44	R.TERNERO	32.158	D.GARCIA	36.286	D.GARCIA	29.974	R.TERNERO	37.085	-1	D.GARCIA		(-1)



GRAN PREMIO MOTUL DE LA COMUNITAT VALENCIAN

Cuna

Qualifying Practice Nr. 1

Chronological Analysis of Performances

* Lap / Sector time cancelled

T1 Time from finish line to 1st intermediate

T3 Time from 2nd intermed. to 3rd intermed.

P Crossing the finish line in pit lane

T2 Time from 1st intermed. to 2nd intermed.

T4 Time from 3rd intermediate to finish line

Lap	Lap Time	T1	T2	T3	T4	Speed	Lap	Lap Time	T1	T2	T3	T4	Speed		
1st	99	Adrián HUERTAS Cuna de Campeones SPA						4th	25	Luis Miguel VERDU Cuna de Campeones SPA					
		Runs=1	Total laps=13	Full laps=11					Runs=2	Total laps=12	Full laps=9				
1	2'09.140	31.957	32.998	27.066	37.119		1	2'05.303	32.139	32.385	27.102	33.677			
2	1'54.072	27.381	29.417	25.603	31.671	167.6	2	1'57.905	28.345	29.909	27.095	32.556	165.4		
3	1'57.723	26.668	29.259	27.508	34.288	170.4	3	1'56.250	27.148	30.296	26.254	32.552	167.8		
4	1'52.384	26.461	29.032	25.668	31.223	171.9	4	1'55.781	27.284	29.482	26.526	32.489	166.8		
5	1'54.279	26.660	29.336	26.703	31.580	165.6	5	1'53.914	26.838	29.264	26.095	31.717	171.9		
6	1'58.153	27.632	29.997	26.426	34.098	170.7	6	1'55.055	27.081	29.381	26.215	32.378	167.0		
7	1'51.605	26.338	28.622	25.309	31.336	168.9	7	1'53.888	27.247	29.265	25.743	31.633	165.7		
8	1'51.384	26.473	28.723	25.126	31.062	167.3	8	1'52.878	26.754	29.111	25.451	31.562	169.8		
9	1'50.993	26.241	28.512	25.146	31.094	168.5	9	1'55.786	27.499	29.394	26.922	31.971	169.6		
10	1'52.003	26.147	29.671	25.193	30.992	169.3	10	1'57.923 P	26.684	29.435	25.699	36.105	171.1		
11	1'50.747	26.168	28.532	25.148	30.899	168.9	11	3'52.751	27.222	29.927	25.885	32.027			
12	1'50.878	26.299	28.641	25.110	30.828	167.7	12	1'53.642	27.010	29.283	25.653	31.696	167.4		
13	2'05.374 P	26.334	34.189	27.407	37.444	168.5									
2nd	54	Fermín ALDEGUER Cuna de Campeones SPA						5th	72	Yeray RUIZ Cuna de Campeones SPA					
		Runs=2	Total laps=11	Full laps=7					Runs=1	Total laps=13	Full laps=12				
1	2'08.043	36.500	32.125	26.405	33.013		1	2'16.205	39.606	34.082	28.624	33.893			
2	1'54.457	27.160	29.539	26.037	31.721	169.5	2	1'58.776	28.412	30.321	26.617	33.426	159.7		
3	1'57.968	26.604	30.177	27.186	34.001	172.3	3	1'56.758	27.659	30.220	26.205	32.674	159.0		
4	1'54.663	26.469	29.722	26.341	32.131	173.7	4	1'56.264	27.944	29.594	26.096	32.630	163.2		
5	1'52.392	26.414	29.094	25.497	31.387	170.7	5	1'58.097	27.358	29.955	27.922	32.862	157.9		
6	2'00.857 P	27.401	30.286	26.504	36.666	170.2	6	1'54.998	28.117	29.447	25.665	31.769	168.3		
7	4'34.293	24.782	29.617	25.379	31.624		7	1'54.389	27.045	29.238	25.717	32.389	164.9		
8	1'52.330	26.435	29.024	25.327	31.544	174.3	8	1'53.406	26.768	29.046	25.483	32.109	162.3		
9	1'52.426	26.625	29.292	25.406	31.103	170.7	9	1'52.963	26.675	29.019	25.440	31.829	162.3		
10	1'53.110	26.339	29.478	25.358	31.935	174.8	10	1'53.671	26.713	29.427	25.444	32.087	163.8		
11	1'58.377 P	26.569	29.441	27.128	35.239	170.0	11	1'54.121	26.500	29.221	25.832	32.568	162.0		
							12	1'53.215	26.764	29.179	25.474	31.798	161.0		
							13	1'53.080	26.606	29.033	25.482	31.959	163.4		
3rd	48	Juan RODRIGUEZ Cuna de Campeones SPA						6th	23	Alex MILLAN Cuna de Campeones SPA					
		Runs=1	Total laps=13	Full laps=12					Runs=2	Total laps=13	Full laps=10				
1	2'23.893	50.806	32.445	27.434	33.208		1	2'03.747	31.174	31.756	27.239	33.578			
2	1'56.247	27.364	29.843	26.804	32.236	169.3	2	1'58.815	28.445	30.689	26.945	32.736	160.6		
3	1'56.595	28.299	30.069	26.029	32.198	167.0	3	1'57.172	27.565	30.229	26.434	32.944	166.0		
4	1'54.577	27.220	29.723	25.772	31.862	167.1	4	1'55.879	27.581	29.788	26.244	32.266	165.3		
5	1'54.366	27.039	29.457	25.708	32.162	165.0	5	1'55.085	27.231	29.642	25.944	32.268	164.9		
6	1'53.842	27.008	29.325	25.642	31.867	166.7	6	1'54.279	27.203	29.505	25.768	31.803	162.8		
7	1'53.252	26.852	29.132	25.529	31.739	164.5	7	1'54.134	27.080	29.473	25.587	31.994	163.0		
8	1'53.750	27.082	29.270	25.535	31.863	165.8	8	1'53.581	26.985	29.216	25.554	31.826	164.7		
9	1'53.321	26.807	29.222	25.546	31.746	167.6	9	1'53.358	26.846	29.080	25.651	31.781	168.2		
10	1'52.839	26.740	29.157	25.378	31.564	171.0	10	1'59.322 P	27.241	30.371	26.142	35.568	164.6		
11	1'53.958	27.495	29.148	25.474	31.841	168.8	11	3'22.644	24.864	29.977	26.080	32.236			
12	1'52.804	26.750	29.146	25.364	31.544	166.0	12	1'54.441	27.396	29.583	25.637	31.825	159.9		
13	1'52.915	26.698	29.291	25.321	31.605	167.6	13	1'53.828	27.156	29.460	25.536	31.676	165.9		

Fastest Lap: Adrián HUERTAS Cuna de Campeones SPA **1'50.747** 26.168 28.532 25.148 30.899

DORNA DATA PROCESSING TIMING SERVICE DORNA DATA PROCESSING TIMING SERVICE DORNA DATA PROCESSING TIMING SERVICE DORNA DATA PROCESSING TIMING SERVICE DORNA DATA PROCESSING TIMING SERVICE DORNA DATA PROCESSING TIMING SERVICE DORNA DATA PROCESSES

Qualifying Practice Nr. 1

Cuna

Lap	Lap Time	T1	T2	T3	T4	Speed	Lap	Lap Time	T1	T2	T3	T4	Speed							
15th 1 Daniel PARIENTE Cuna de Campeones SPA							18th 33 Izan GUEVARA Cuna de Campeones SPA													
Runs=1 Total laps=13 Full laps=12							Runs=3 Total laps=8 Full laps=3													
1	2'23.731	41.464	36.746	30.098	35.423		1	2'14.278	P 32.329	33.343	30.448	38.158								
2	2'00.746	28.940	31.077	27.385	33.344	163.4	2	2'53.507	26.388	32.546	28.330	33.667								
3	2'01.793	28.486	32.015	27.159	34.133	167.2	3	1'58.431	28.237	30.463	27.009	32.722	165.7							
4	2'16.088	28.712	31.843	42.373	33.160	168.5	4	1'56.926	27.362	30.122	26.728	32.714	171.4							
5	1'59.380	28.574	30.890	27.181	32.735	164.8	5	2'00.480	P 27.393	30.279	27.355	35.453	163.9							
6	1'58.536	28.187	30.677	26.683	32.989	167.7	6	3'13.905	26.191	30.737	26.512	32.772								
7	1'57.674	28.030	30.286	26.533	32.825	170.2	7	1'56.674	27.973	29.818	26.031	32.852	159.9							
8	1'56.895	27.614	29.990	26.349	32.942	168.6	unfinished	27.256					165.4							
9	1'56.800	27.543	29.999	26.443	32.815	168.1	19th 5 Diego GODINO Cuna de Campeones SPA													
10	2'02.997	30.252	32.292	26.841	33.612	167.5	Runs=3 Total laps=11 Full laps=6													
11	1'58.308	28.037	30.102	27.716	32.453	167.4	1	2'17.487	36.786	36.964	29.158	34.579								
12	1'56.335	27.839	29.910	26.315	32.271	163.1	2	2'10.208	P 28.940	34.171	28.995	38.102	166.0							
13	1'56.693	27.403	30.458	26.443	32.389	167.1	3	3'28.147	35.682	32.562	27.929	33.243								
16th 95 David POVEDA Cuna de Campeones SPA							4	1'59.822	27.512	30.966	27.921	33.423	171.6							
Runs=2 Total laps=12 Full laps=9							5	1'59.419	28.301	31.232	26.960	32.926	169.7							
1	2'56.149	1'14.190	37.955	29.385	34.619		6	1'58.490	28.173	31.226	26.753	32.338	170.3							
2	2'02.343	29.102	31.517	28.087	33.637	165.7	7	2'10.595	P 32.768	35.434	27.076	35.317	171.2							
3	2'02.664	28.825	31.245	27.422	35.172	166.6	8	3'41.844	31.568	31.335	26.784	32.953								
4	1'58.214	28.058	30.380	26.652	33.124	166.8	9	1'58.975	28.029	31.154	26.673	33.119	170.1							
5	2'02.919	P 27.980	30.227	28.309	36.403	166.5	10	1'57.896	27.670	30.888	26.703	32.635	167.3							
6	3'08.564	31.569	30.639	27.009	32.934		11	1'57.112	27.806	30.336	26.499	32.471	167.0							
7	1'57.967	28.316	30.278	26.434	32.939	168.6	20th 78 Joel ESTEBAN Cuna de Campeones SPA													
8	1'57.254	27.774	30.272	26.355	32.853	165.3	Runs=1 Total laps=12 Full laps=11													
9	1'57.196	27.976	30.272	26.386	32.562	164.1	1	3'01.880	1'13.367	38.987	31.923	37.603								
10	1'58.001	27.842	30.237	26.531	33.391	166.1	2	2'08.735	31.297	33.454	29.022	34.962	161.3							
11	1'58.759	27.655	30.361	27.790	32.953	165.9	3	2'02.067	28.882	31.734	27.406	34.045	170.7							
12	1'56.461	28.060	30.078	26.085	32.238	165.5	4	2'01.297	29.021	31.226	27.453	33.597	165.5							
17th 11 Jose Luis PEREZ Cuna de Campeones SPA							5	2'00.358	28.804	31.175	26.789	33.590	166.2							
Runs=2 Total laps=9 Full laps=4							6	2'00.253	28.805	31.085	26.907	33.456	167.8							
1	2'08.938	33.993	31.977	28.991	33.977		7	1'58.300	27.883	30.607	26.762	33.048	168.1							
unfinished	28.124	30.640				157.8	8	1'58.733	28.403	30.611	26.623	33.096	168.4							
2	6'35.195	P	30.198	37.336			9	1'59.051	27.803	30.889	27.051	33.308	168.1							
3	3'10.255	29.819	31.390	26.872	34.732		10	1'57.985	28.022	30.473	26.677	32.813	164.9							
4	1'58.722	28.511	30.562	26.835	32.814	158.8	11	1'57.452	27.884	30.429	26.420	32.719	167.4							
5	1'56.583	27.483	29.923	26.378	32.799	163.5	12	1'57.792	28.087	30.310	26.429	32.966	168.1							
6	2'02.141	P 28.330	30.562	26.842	36.407	161.5	21st 16 Adael ALARCÓN Cuna de Campeones SPA													
7	3'11.571	26.636	30.527	26.574	33.082		Runs=2 Total laps=11 Full laps=8													
8	1'58.439	28.052	30.498	26.601	33.288	163.0	1	5'10.296	3'31.594	34.652	29.127	34.923								
Fastest Lap: Adrián HUERTAS Cuna de Campeones SPA 1'50.747 26.168 28.532 25.148 30.899							2	2'02.621	29.369	32.054	27.348	33.850	161.5							
<small>DORNA DATA PROCESSING TIMING SERVICE DORNA DATA PROCESSING TIMING SERVICE DORNA DATA PROCESSING TIMING SERVICE DORNA DATA PROCESSING TIMING SERVICE DORNA DATA PROCESSING TIMING SERVICE DORNA DATA PROCESSING TIMING SERVICE DORNA DATA PROCESSING TIMING SERVICE DORNA DATA PROCCESSS</small>														3	2'01.032	28.425	31.418	27.484	33.705	164.4
														4	1'59.991	28.221	31.343	26.912	33.515	163.0
														5	1'59.218	28.098	31.162	26.750	33.208	162.9
														6	1'58.734	28.008	30.952	26.449	33.325	163.5
														7	1'58.314	27.968	30.823	26.557	32.966	163.6
														8	2'12.352	27.769	31.926	32.569	40.088	164.3
														9	1'58.060	27.947	30.594	26.625	32.894	159.7
														10	2'07.528	P 27.944	31.086	32.253	36.245	161.9
														11	2'47.176	26.747	30.746	26.703	33.085	

Qualifying Practice Nr. 1

Cuna

Lap	Lap Time	T1	T2	T3	T4	Speed	Lap	Lap Time	T1	T2	T3	T4	Speed	
22nd 77 Pablo HERRERO Cuna de Campeones SPA Runs=2 Total laps=11 Full laps=8							11	2'03.729	29.368	31.420	27.776	35.165	143.7	
1	2'32.660	44.465	38.356	32.453	37.386									
2	2'09.518	30.572	32.936	30.147	35.863	155.3								
3	2'05.284	29.723	32.432	28.222	34.907	152.2								
4	2'18.244 P	29.980	33.715	30.277	44.272	153.3								
5	3'50.295	32.942	34.762	29.399	34.659									
6	2'02.765	28.998	31.103	27.965	34.699	155.6								
7	2'01.958	28.873	31.189	27.473	34.423	155.5								
8	2'01.246	28.956	30.971	27.282	34.037	154.3								
9	2'01.025	28.848	30.909	27.223	34.045	154.1								
10	2'01.928	29.071	30.957	27.357	34.543	156.1								
11	2'01.315	28.769	30.932	27.431	34.183	155.4								
26th 10 Alejandro TAPIA Cuna de Campeones SPA Runs=1 Total laps=12 Full laps=11							1	3'34.598	1'43.054	39.344	32.779	39.421		
2	2'14.409	32.190	35.094	29.547	37.578	144.6								
3	2'10.478	31.374	34.053	29.023	36.028	143.0								
4	2'08.569	30.434	32.854	29.083	36.198	144.1								
5	2'06.434	30.078	32.435	28.374	35.547	145.5								
6	2'05.679	29.896	32.286	28.001	35.496	145.9								
7	2'05.116	29.980	32.097	27.842	35.197	145.7								
8	2'04.956	29.659	31.852	27.981	35.464	147.5								
9	2'04.636	29.961	31.940	27.839	34.896	143.9								
10	2'04.007	29.610	31.585	27.785	35.027	148.8								
11	2'04.259	29.827	31.648	27.875	34.909	145.5								
12	2'03.773	29.483	31.356	27.611	35.323	146.8								
23rd 18 Angel PIQUERAS Cuna de Campeones SPA Runs=1 Total laps=12 Full laps=11							1	2'55.584	1'15.023	35.793	29.085	35.683		
2	2'07.170	30.287	32.821	28.522	35.540	144.6								
3	2'04.819	29.713	32.042	27.988	35.076	144.7								
4	2'04.423	29.867	31.816	27.638	35.102	142.9								
5	2'04.154	29.871	32.099	27.198	34.986	139.9								
6	2'05.314	29.578	31.470	27.716	36.550	141.9								
7	2'04.408	30.302	31.472	27.349	35.285	142.4								
8	2'03.108	29.608	31.204	27.375	34.921	144.1								
9	2'02.514	29.221	31.234	27.287	34.772	145.8								
10	2'02.017	29.369	30.914	27.022	34.712	144.1								
11	2'01.979	29.158	30.861	27.216	34.744	147.2								
12	2'04.177	29.593	31.130	27.347	36.107	140.6								
24th 83 Antonio CARPE Cuna de Campeones SPA Runs=1 Total laps=12 Full laps=11							1	4'16.819	2'36.708	34.739	28.967	36.405		
2	2'05.616	29.976	32.689	27.693	35.258	143.5								
3	2'04.929	30.128	31.677	27.880	35.244	142.0								
4	2'04.995	30.258	31.623	27.914	35.200	142.2								
5	2'03.758	29.656	31.527	27.568	35.007	143.0								
6	2'03.474	29.614	31.282	27.590	34.988	142.3								
7	2'03.998	29.626	31.294	27.637	35.441	142.8								
8	2'02.561	29.263	31.004	27.335	34.959	143.9								
9	2'03.123	29.475	31.082	27.678	34.888	141.7								
10	2'02.961	29.679	31.036	27.420	34.826	140.7								
11	2'02.761	29.355	30.830	27.569	35.007	141.0								
12	2'02.716	29.619	30.952	27.428	34.717	139.7								
28th 58 Adrián RODRÍGUEZ Cuna de Campeones SPA Runs=2 Total laps=11 Full laps=8							1	4'04.753	2'17.643	37.749	31.164	38.197		
2	2'10.002	31.176	33.735	28.849	36.242	143.7								
3	2'07.647	30.452	32.966	28.369	35.860	144.7								
4	2'08.509	30.645	32.692	28.564	36.608	142.9								
5	2'07.683	30.495	32.927	28.025	36.236	144.2								
6	2'12.147 P	30.460	32.465	28.293	40.929	140.3								
7	3'35.982	37.525	34.233	28.378	36.492									
8	2'08.031	30.671	32.867	28.212	36.281	141.0								
9	2'04.982	30.078	31.857	27.729	35.318	142.0								
10	2'05.195	29.945	31.859	27.852	35.539	144.9								
11	2'06.110	30.153	32.058	28.065	35.834	142.4								
25th 38 Álvaro CARPE Cuna de Campeones SPA Runs=1 Total laps=11 Full laps=10							1	4'18.382	2'34.158	37.245	29.685	37.294		
2	2'06.257	30.067	32.538	28.056	35.596	148.3								
3	2'06.191	30.085	32.370	28.143	35.593	144.6								
4	2'06.881	29.979	33.558	28.155	35.189	143.8								
5	2'04.483	29.835	31.513	27.768	35.367	145.6								
6	2'04.713	29.317	31.398	27.917	36.081	146.7								
7	2'03.939	29.482	31.517	27.766	35.174	145.7								
8	2'05.521	29.555	32.331	28.176	35.459	145.3								
9	2'04.108	29.724	31.689	27.675	35.020	143.4								
10	2'04.120	29.550	32.148	27.606	34.816	143.4								
29th 80 Marco GARCIA Cuna de Campeones SPA Runs=1 Total laps=12 Full laps=11							1	3'25.856	1'39.461	38.078	30.760	37.557		
2	2'11.780	31.593	34.087	28.910	37.190	142.5								
3	2'08.182	30.956	32.789	28.595	35.842	143.3								
4	2'08.008	31.032	32.914	28.349	35.713	143.0								
5	2'07.745	30.838	32.527	28.418	35.962	143.4								
6	2'07.662	30.688	32.283	28.526	36.165	145.9								
7	2'06.609	30.731	32.223	27.904	35.751	142.9								
8	2'06.409	30.422	32.251	28.092	35.644	145.2								
9	2'06.810	30.872	32.211	28.009	35.718	141.2								
Fastest Lap:	Adrián HUERTAS Cuna de Campeones SPA						1'50.747	26.168	28.532	25.148	30.899			

DORNA DATA PROCESSING TIMING SERVICE DORNA DATA PROCESSING TIMING SERVICE DORNA DATA PROCESSING TIMING SERVICE DORNA DATA PROCESSING TIMING SERVICE DORNA DATA PROCESSING TIMING SERVICE DORNA DATA PROCESSING TIMING SERVICE DORNA DATA PROCESSING TIMING SERVICE DORNA DATA PROCESSING TIMING SERVICE DORNA DATA PROCCESSS

